


DATA SHEET: LED CHANGEABLE PANEL (Frosted, CCT Changeable Flat Panel)

The ALPHA LED CHANGEABLE PANEL is typically used to replace 1x4, 2x2 and 2x4 fluorescent troffers. The panels are designed to lay-in drop ceilings in offices, schools, showrooms, airports, retail locations, and healthcare facilities.

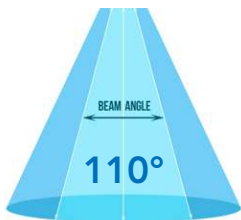
Our CHANGEABLE LED PANELS are ballast ready for easy installation and are backed with our industry-leading 100,000-hour rated lamp life and 10-year warranty. Contact us for pricing or more information.

PRODUCT BENEFITS

- Edge-lit LED array with translucent diffuser providing uniform illumination.
- External UL Listed Class-2 Constant Current Driver.
- Minimize labor and recycling costs.
- Multiple mounting options.
- 0-10V Dimming.
- CCT Changeable function for different scene setting.
- Suitable for damp locations.
- Ultra-slim modern design.
- Rated Life: 100,000 hr.
- Limited Warranty: 5 year (10 year optional).

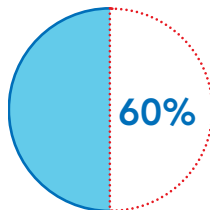


BEAM ANGLE



ALG LED Light Distribution

CAN DECREASE ENERGY USAGE BY



vs. Similar Fluorescent Lamps

WARRANTY



Our Industry-Leading 10-Year Limited Warranty Guarantees Unsurpassed Quality

TECHNICAL DATA

- CCT: 3500K, 4000K, 5000K.
- Beam Angle: 110°.
- Color Rendering Index (CRI): >80.
- Operation Temperature: -30°C to 45°C.
- Lumen efficiency: 120LPW.
- Universal voltage: 120V-277V/100-382V applications.
- Input Frequency: 50/60Hz.
- High power factor: >.90.
- Housing: Aluminum/PC.

ORDERING MODEL

ALG TUBE	LENGTH	WATTAGE	DIMMING	CCT
AL	1x1 1x4 2x2 2x4	18W	D N	3500K 4000K 5000K
		20W		
		25W		
		30W		
		40W		
		50W		
60W				
75W				
Product Code: example				
AL-1x4 -18W-D-3500K				





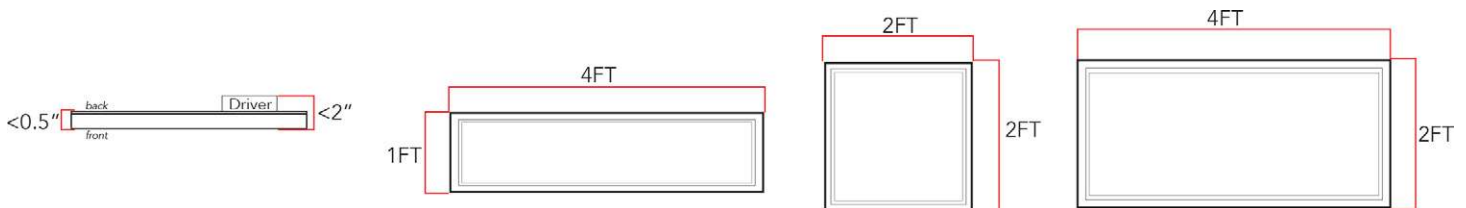
PRODUCT SPECIFICATION

Product No.	Rated Lamp Wattage	Input Voltage	Color Temp (K)	Rated Lumens	Rated Efficacy	CRI	Beam Angle	Rated Life (Hours)	Operating Temp. (°F)	Power Factor
1ft X 1ft CCT CHANGEABLE FLAT PANEL										
AL-1x1 -18W-DX	18	120-277/100-382VAC	3500K/4000K/5000K	2160	120	>80	110°	100,000	-30°C to 45°C	> 0.9
AL-1x1 -20W-DX	20	120-277/100-382VAC	3500K/4000K/5000K	2400	120	>80	110°	100,000	-30°C to 45°C	> 0.9
1ft X 2ft CCT CHANGEABLE FLAT PANEL										
AL-1x2 -20W-DX	20	120-277/100-382VAC	3500K/4000K/5000K	2,400	120	>80	110°	100,000	-30°C to 45°C	> 0.9
AL-1x2 -25W-DX	25	120-277/100-382VAC	3500K/4000K/5000K	3,000	120	>80	110°	100,000	-30°C to 45°C	> 0.9
AL-1x2 -30W-DX	30	120-277/100-382VAC	3500K/4000K/5000K	3,600	120	>80	110°	100,000	-30°C to 45°C	> 0.9
2ft X 2ft CCT CHANGEABLE FLAT PANEL										
AL-2x2 -20W-DX	20	120-277/100-382VAC	3500K/4000K/5000K	2,400	120	>80	110°	100,000	-30°C to 45°C	> 0.9
AL-2x2 -30W-DX	30	120-277/100-382VAC	3500K/4000K/5000K	3,600	120	>80	110°	100,000	-30°C to 45°C	> 0.9
AL-2x2 -40W-DX	40	120-277/100-382VAC	3500K/4000K/5000K	4,800	120	>80	110°	100,000	-30°C to 45°C	> 0.9
AL-2x2 -60W-DX	60	120-277/100-382VAC	3500K/4000K/5000K	7,200	120	>80	110°	100,000	-30°C to 45°C	> 0.9
2ft X 4ft CCT CHANGEABLE FLAT PANEL										
AL-2x4 -40W-DX	40	120-277/100-382VAC	3500K/4000K/5000K	4,800	120	>80	110°	100,000	-30°C to 45°C	> 0.9
AL-2x4 -50W-DX	50	120-277/100-382VAC	3500K/4000K/5000K	6000	120	>80	110°	100,000	-30°C to 45°C	> 0.9
AL-2x4 -75W-DX	75	120-277/100-382VAC	3500K/4000K/5000K	9000	120	>80	110°	100,000	-30°C to 45°C	> 0.9

PHYSICAL DATA

Product No.	Lens	Material Usage	Environment	Certification
CCT CHANGEABLE FLAT PANEL				
AL-1x1 -18W-DX	Clear, Frosted	RoHS Compliant; no mercury	Dry & Damp	DLC V4.2, UL, cUL and Lighting Facts
AL-1x1 -20W-DX	Clear, Frosted	RoHS Compliant; no mercury	Dry & Damp	DLC V4.2, UL, cUL and Lighting Facts
AL-1x2 -25W-DX	Clear, Frosted	RoHS Compliant; no mercury	Dry & Damp	DLC V4.2, UL, cUL and Lighting Facts
AL-1x2 -30W-DX	Clear, Frosted	RoHS Compliant; no mercury	Dry & Damp	DLC V4.2, UL, cUL and Lighting Facts
AL-2x2 -40W-DX	Clear, Frosted	RoHS Compliant; no mercury	Dry & Damp	DLC V4.2, UL, cUL and Lighting Facts
AL-2x4 -50W-DX	Clear, Frosted	RoHS Compliant; no mercury	Dry & Damp	DLC V4.2, UL, cUL and Lighting Facts
AL-2x2 -60W-DX	Clear, Frosted	RoHS Compliant; no mercury	Dry & Damp	DLC V4.2, UL, cUL and Lighting Facts
AL-2x4 -75W-DX	Clear, Frosted	RoHS Compliant; no mercury	Dry & Damp	DLC V4.2, UL, cUL and Lighting Facts

DIMENSIONS



INSTALLATION INSTRUCTIONS

Retrofit Procedure:

1. Turn OFF power to the fixture at the breaker panel before installation.
2. Open the diffuser from the light fixture.
3. Remove the fluorescent tubes and dispose of these properly as they may contain mercury.
4. Remove the ballast cover and disconnect host fixture ballast from main.
5. Remove the fixture (A).
6. Open Driver box and connect AC wires and dimming wire (B).
7. Lay-in Panel into the ceiling (C).
8. Switch ON power to the fixture at the breaker panel

